
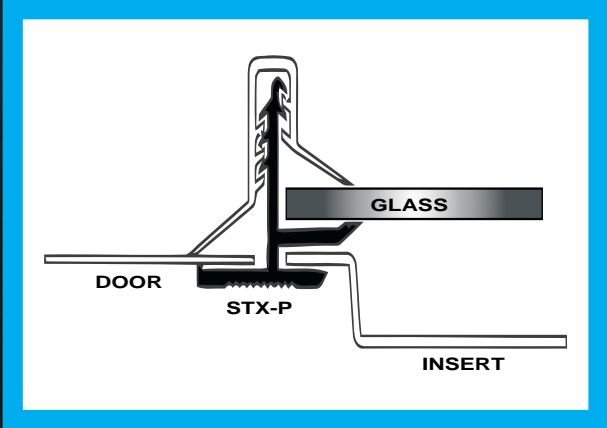


## SUPER TRIM™ WINDOW SYSTEMS



STANDARD-STX  
PAN NON-INSULATED  
WINDOW FRAME

**PART # STX-P-FR**



**SUPER TITE SNAP FRAME  
HAMMER DOWN STYLE**

### AVAILABLE IN

- **WHITE**
- **ALMOND**
- **BROWN**
- **SANDSTONE**

### UV STABLE PLASTIC

- **PREVENTS DISCOLORING**
- **PREVENTS CRACKING**
- **STRONGER-MORE DURABLE**

### INCLUDES BACK CLIPS

- **4 PIECE BACK CLIP HAMMER DOWN**
- **FAST AND EASY INSTALLATION**
- **READY FOR SNAP IN INSERTS**
- **SNAP-RITE DESIGN SUPER TITE**

Short Dealer Pack: \_\_\_\_\_ QTY WT \_\_\_\_\_

Short Master Pack: \_\_\_\_\_ QTY WT \_\_\_\_\_

Short Super Pack: \_\_\_\_\_ QTY WT \_\_\_\_\_

Long Dealer Pack: \_\_\_\_\_ QTY WT \_\_\_\_\_

Long Master Pack: \_\_\_\_\_ QTY WT \_\_\_\_\_

Long Super Pack: \_\_\_\_\_ QTY WT \_\_\_\_\_

### WARRANTY

**LIMITED LIFETIME WARRANTY**


*SEE WARRANTY DETAILS*

AVAILABLE FOR

MOST MFGS

CUSTOM SIZES CAN BE ORDERED

## SUPER TRIM™ WINDOW SYSTEMS (SCREW TOGETHER)



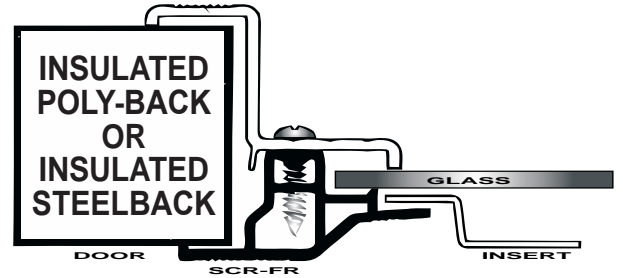
**SCREW TOGETHER  
SCR-FRAME**

**PART # SCR-FR**

**REG BACK  
CLIP TYPE**



**INSULATED  
POLY-BACK  
OR  
INSULATED  
STEELBACK**



**SCR-FR SCREW TOGETHER FRAME  
WITH DUAL SEAL COEXTRUSION FEATURE**

### AVAILABLE IN

- **WHITE**
- **ALMOND**
- **BROWN** *(must use powder coated aluminum frame for high heat resistance)*
- **SANDSTONE**

### UV STABLE PLASTIC

- **PREVENTS DISCOLORING**
- **PREVENTS CRACKING**
- **STRONGER-MORE DURABLE**

### COEXTRUSION

- **DUAL SEAL**
- **FRAME TO DOOR**
- **GLASS TO FRAME**
- **PREMIUM TITE SEAL**

Short Dealer Pack: \_\_\_\_\_ QTY WT \_\_\_\_\_

Short Master Pack: \_\_\_\_\_ QTY WT \_\_\_\_\_

Short Super Pack: \_\_\_\_\_ QTY WT \_\_\_\_\_

Long Dealer Pack: \_\_\_\_\_ QTY WT \_\_\_\_\_

Long Master Pack: \_\_\_\_\_ QTY WT \_\_\_\_\_

Long Super Pack: \_\_\_\_\_ QTY WT \_\_\_\_\_

### SNAP IN INSERT READY

**ALL BACK RETAINERS  
AVAILABLE**

- **REG NON INSULATED**
- **POLY-BACK INSULATED**
- **STEEL BACK INSULATED**
- **ALL SCREW TOGETHER TYPE**

**AVAILABLE FOR**

**MOST MFGS**

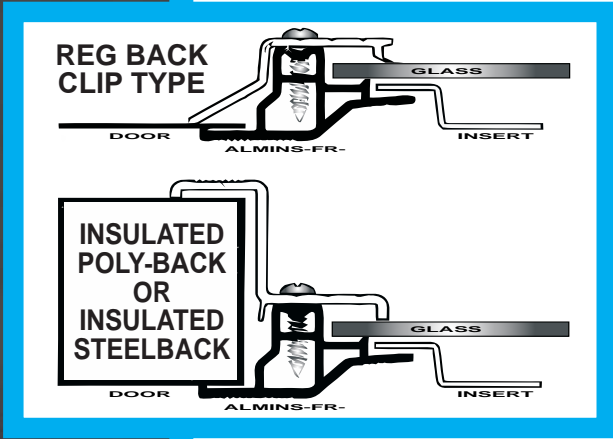
**CUSTOM SIZES CAN BE ORDERED**

## PREMIUM SUPER ALUMA-TITE WINDOW FRAME



SCREW TOGETHER  
ALUMINUM ALUMA-TITE  
ALMINS-FR FRAME

**PART # ALMINS-FR-**



**ALUMINUM SCREW TOGETHER  
FRAME WITH DUAL SEALS**

### AVAILABLE IN

- **MILL FINISH (RAW)**
- **LIMITED COLORS** DARK BROWN/OTHERS
- **POWDER COATED FINISH**

ALUMINUM EXTRUDED  
FOR SUPER STRENGTH

- **HIGH STRENGTH**
- **HIGH HEAT RESISTANCE**
- **USE FOR ALL CONDITIONS**
- **HOT-COLD-"PREMIUM EXTREME"**

### DUAL WEATHER SEAL

- **SEAL ON FRAME TO PANEL**
- **GLASS TO FRAME SEAL**
- **PREMIUM TITE SEAL**

- Short Dealer Pack: \_\_\_\_\_ QTY WT \_\_\_\_\_
- Short Master Pack: \_\_\_\_\_ QTY WT \_\_\_\_\_
- Short Super Pack: \_\_\_\_\_ QTY WT \_\_\_\_\_
- Long Dealer Pack: \_\_\_\_\_ QTY WT \_\_\_\_\_
- Long Master Pack: \_\_\_\_\_ QTY WT \_\_\_\_\_
- Long Super Pack: \_\_\_\_\_ QTY WT \_\_\_\_\_

### ACCEPTS INSERTS

- **SNAP IN INSERT READY**

### ALL BACK RETAINERS AVAIL.

- **REG BACK RETAINERS**
- **POLY BACK RETAINERS**
- **STEEL BACK RETAINERS**

AVAILABLE FOR

MOST MFGS

CUSTOM SIZES CAN BE ORDERED

**PREMIUM VENTS • VENT FRAMES • RETAINERS**



**TYPE:** PAN DOOR  
HAMMER DOWN STYLE  
**SIZE:** 7" x 12"  
**COLORS:** WHITE, ALMOND,  
BROWN, SANDSTONE  
**\*INCLUDES BACKCLIPS**  
**DOOR HOLE SIZE:** 6 1/2" X 11 1/2"  
**PART#** VF-HDF-C-



**TYPE:** SCREW TOGETHER  
**SIZE:** 7 3/4" X 12 1/2" OD  
**COLORS:** WHITE, ALMOND,  
SANDSTONE  
**DOOR HOLE SIZE:** 7 1/8" X 12"  
**PART#** VF-SCF-



**TYPE:** ALUMINUM ALUMA-TITE  
VENT FRAME  
**SIZE:** 7 3/4" X 12 1/2" OD  
**COLORS:** RAW MILL FINISH,  
POWDER COATED DARK BROWN,  
SELECT COLORS  
**DOOR HOLE SIZE:** 7 1/8" X 12"  
**PART#** VF-ALSCF-



**TYPE:** VENT ONLY  
ALUMINUM W/SCREEN  
**SIZE:** 6" X 10 1/2"  
**COLORS:** WHITE, ALMOND,  
BROWN, SANDSTONE  
**PART#** SCVEN-W, SCVEN-A  
SCVEN-B, SCVEN-S

**RETAINERS  
BACKCLIPS**

**HAMMER DOWN**

	<b>PART#</b>
SHORT SIDE	VFBC-S
LONG SIDE	VFBC-L

**SCF STYLE  
SCREW TOGETHER RETAINERS**

**REG NON-INSULATED**

**SIZE:**  
**PART#** VFRET-R


**POLY INSULATED**

**SIZE:**  
**PART#** VFRET-P

**STEEL BACK INSULATED**

**SIZE:**  
**PART#** VFRET-S

## SUPER TRIM™ SNAP IN INSERTS



# SUPER



# TRIM™



### COLORS

- WHITE
- ALMOND
- BROWN
- SANDSTONE

### AVAILABLE IN

- SHORT PANEL
- LONG PANEL
- CARRIAGE SIZE

### UV STABLE PLASTIC

- PREVENTS DISCOLORING
- PREVENTS CRACKING
- STRONGER/MORE DURABLE



Short Dealer Pack: \_\_\_\_\_ QTY WT \_\_\_\_\_

Short Master Pack: \_\_\_\_\_ QTY WT \_\_\_\_\_

Short Super Pack: \_\_\_\_\_ QTY WT \_\_\_\_\_

Long Dealer Pack: \_\_\_\_\_ QTY WT \_\_\_\_\_

Long Master Pack: \_\_\_\_\_ QTY WT \_\_\_\_\_

Long Super Pack: \_\_\_\_\_ QTY WT \_\_\_\_\_

#### AVAILABLE FOR

MOST MFGS

CUSTOM SIZES CAN BE ORDERED